

03/2018

BEWEGUNGEN/MOUVEMENTS		03/2018	03/2017	Diff	%
1- Gewerblicher Verkehr / Trafic commercial		6064	5919	145	2,4%
2- Allgem. Verkehr und anderer nicht gew. Verkehr/ Aviation générale et autre trafic non comm.		1361	2044	-683	-33,4%
<b>TOTAL BEWEGUNGEN/MOUVEMENTS</b>		<b>7425</b>	<b>7963</b>	<b>-538</b>	<b>-6,8%</b>

Kumul./ 2018	Cumul 2017	Diff	%
16250	15762	488	3,1%
3874	4974	-1100	-22,1%
<b>20124</b>	<b>20736</b>	<b>-612</b>	<b>-3,0%</b>

PASSAGIERE/PASSAGERS		03/2018	03/2017	Diff	%
1- Gewerblicher Verkehr / Trafic commercial	Pax	604772	564228	40544	7,2%
2- Allgem. Verkehr und anderer nicht gew. Verkehr/ Aviation générale et autre trafic non comm.	Pax	475	412	63	15,3%
<b>TOTAL PASSAGIERE/PASSAGERS</b>		<b>605247</b>	<b>564640</b>	<b>40607</b>	<b>7,2%</b>

Kumul. / 2018	Cumul 2017	Diff	%
1570575	1461547	109028	7,5%
1015	1061	-46	-4,3%
<b>1571590</b>	<b>1462608</b>	<b>108982</b>	<b>7,5%</b>

LUFTFRACHT - POST/FRET AVIONNE - POSTE		03/2018	03/2017	Diff	%
	Express	3993	4159	-166	-4,0%
	Fracht/Cargo	1477	1413	63	4,5%
<b>TOTAL</b>		<b>5469</b>	<b>5572</b>	<b>-103</b>	<b>-1,8%</b>

Kumul. / 2018	Cumul 2017	Diff	%
11506	11231	276	2,5%
4051	4144	-93	-2,3%
<b>15557</b>	<b>15375</b>	<b>182</b>	<b>1,2%</b>

LKW FRACHT/FRET CAMIONNE		03/2018	03/2017	Diff	%
<b>TOTAL LKW FRACHT/FRET CAMIONNE</b>		<b>4288</b>	<b>4302</b>	<b>-14</b>	<b>-0,3%</b>

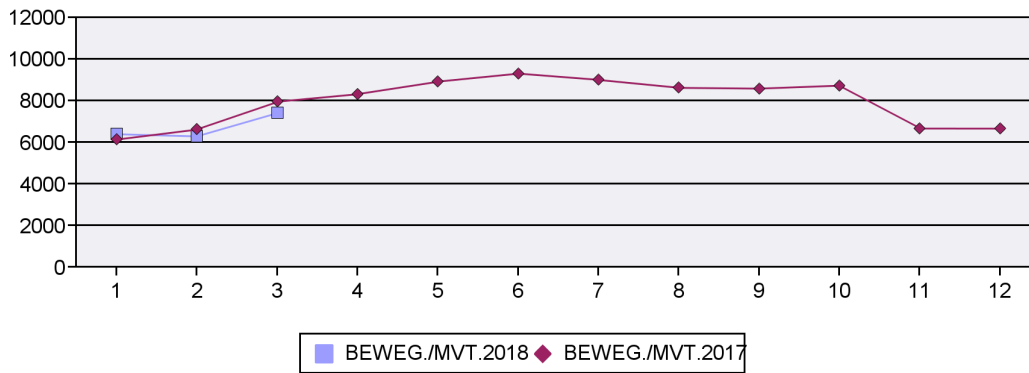
Kumul./ 2018	Cumul 2017	Diff	%
11468	11671	-204	-1,7%

TOTAL FRACHT/FRET		03/2018	03/2017	Diff	%
<b>TOTAL FRACHT/FRET</b>		<b>9758</b>	<b>9874</b>	<b>-117</b>	<b>-1,2%</b>

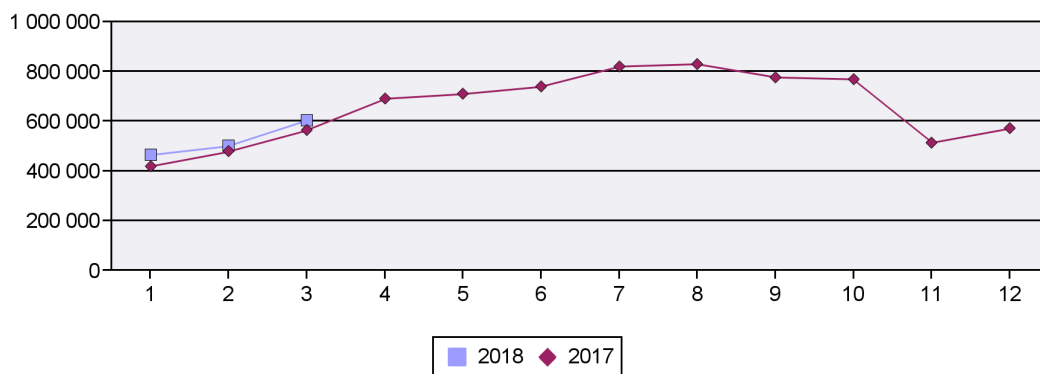
Kumul. / 2018	Cumul 2017	Diff	%
27 025	27 046	-22	-0,1%

03/2018

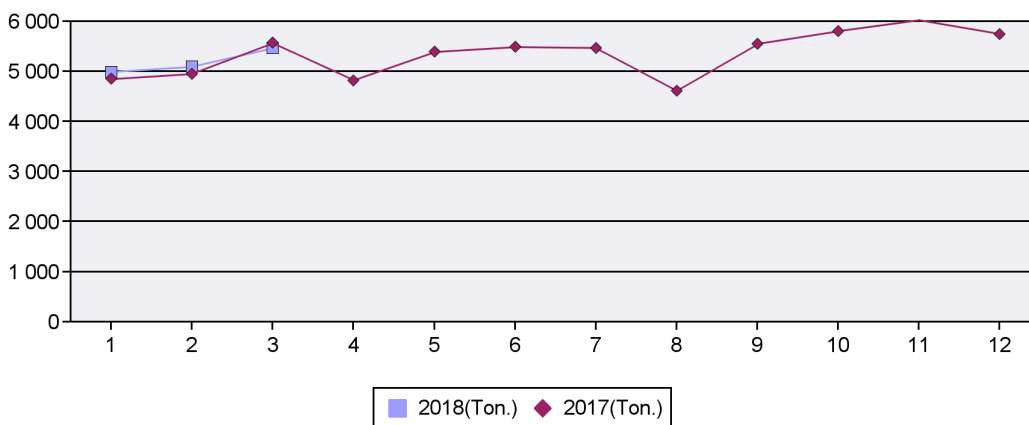
Bewegungen/Mouvements-Total



Passagiere/Passagers-Total



Luftfracht/Fret avionné-Total



LKW Fracht/Fret camionné-Total

